
Subject: RenegadeTools2

Posted by [ghost](#) on Sat, 26 Aug 2006 01:00:03 GMT

[View Forum Message](#) <> [Reply to Message](#)

Well ive got a problem with RenegadeTool2 loading correctly.
I gotten this problem before but i forgot what I did to fix it.
I jsut redownloaded it and reinstalled it like 3 times.

Downloaded from: <http://www.cncnz.com/files/renegade/utls.shtml>


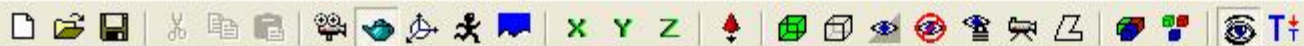
Anyways What my problem is that nothing loads when the program itself loads. I cant edit anything since its not there. Notice the [+] next to most of the things on my first SS. When I click on some that do have theres no files in it.

File Attachments

1) [01.JPG](#), downloaded 495 times

Untitled - Commando Level Editor

File Edit View Object Vis Pathfinding Lighting Sounds Camera Strings Presets Report



Presets



+
Add

Attempting to load: C:\Program Files\RenegadePublicTools\LevelEdit\FullMoon.tga
Texture file not found: fullmoon.tga
TimeManager::Update: warning, frame 38 was slow (4364 ms)

Ready

Camera (0.00,0.00,80.00)

Frame



LevelEdit

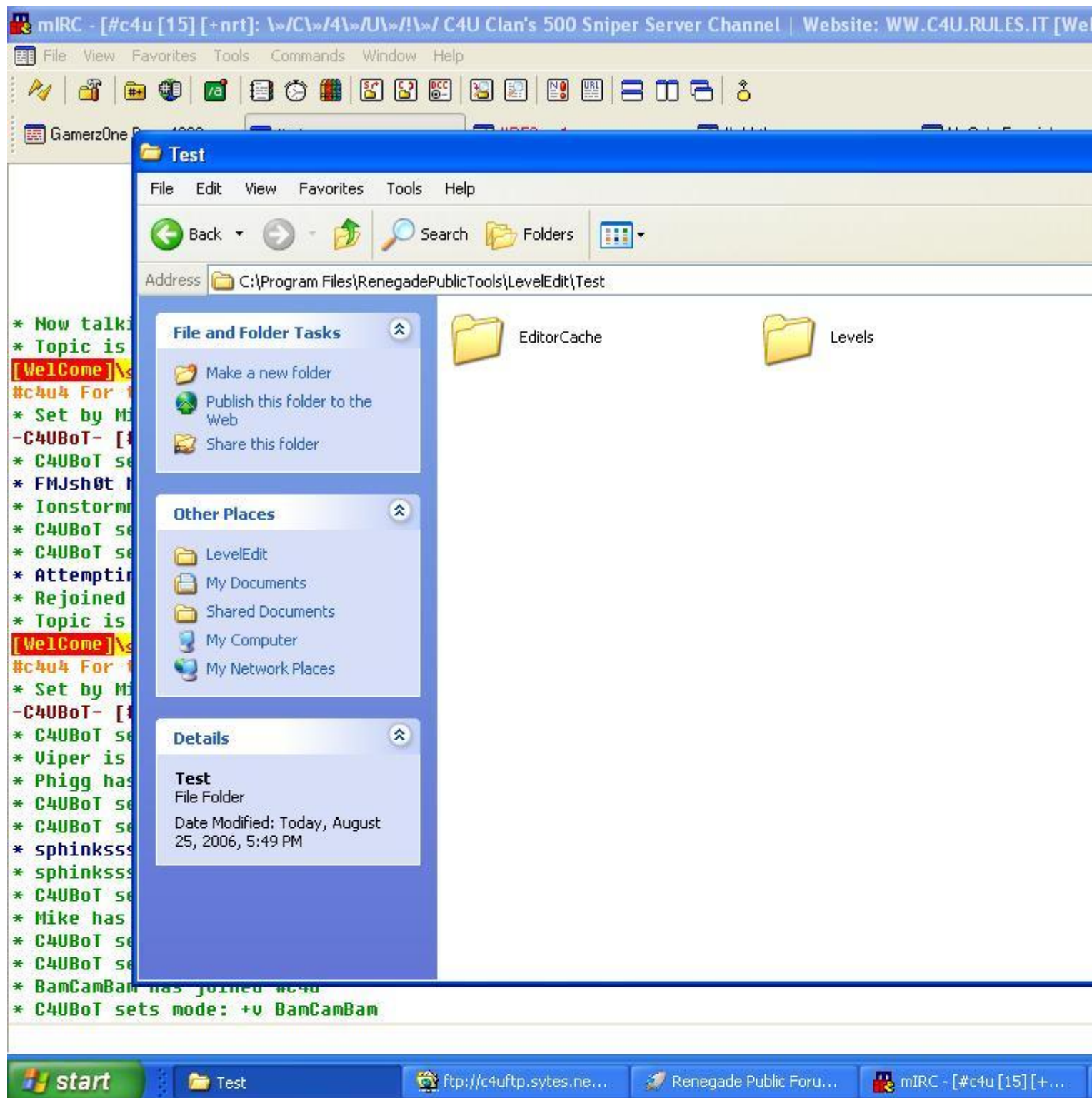
ftp://c4uftp.sytes.n...

Renegade Public Fo...

mIRC - [#RFServ1 [...



2) [02.JPG](#), downloaded 460 times



3) [03.JPG](#), downloaded 455 times

LevelEdit

File Edit View Favorites Tools Help



Address C:\Program Files\RenegadePublicTools\LevelEdit

File and Folder Tasks

- Rename this folder
- Move this folder
- Copy this folder
- Publish this folder to the Web
- Share this folder
- E-mail this folder's files
- Delete this folder

Other Places

- RenegadePublicTools
- My Documents
- Shared Documents
- My Computer
- My Network Places

Details

Test
File Folder
Date Modified: Today, August 25, 2006, 5:49 PM



LevelEdit

Renegade Public Foru...

mIRC - [#c4u [15]] [+...

4) [04.JPG](#), downloaded 461 times

RenegadePublicTools

File Edit View Favorites Tools Help



Address C:\Program Files\RenegadePublicTools

File and Folder Tasks

- Rename this folder
- Move this folder
- Copy this folder
- Publish this folder to the Web
- Share this folder
- E-mail this folder's files
- Delete this folder

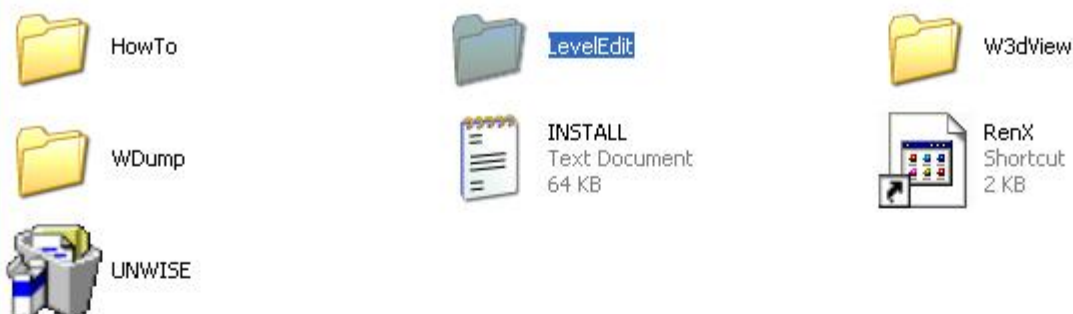
Other Places

- Program Files
- My Documents
- Shared Documents
- My Computer
- My Network Places

Details

LevelEdit
File Folder

Date Modified: Today, August 25, 2006, 5:50 PM



RenegadePublicTools

Renegade Public Foru...

mIRC - [#c4u [16]] [+...

untitled - Paint

Subject: Re: RenegadeTools2
Posted by [Kamuix](#) on Sat, 26 Aug 2006 01:05:37 GMT
[View Forum Message](#) <> [Reply to Message](#)

Either make a new mod folder using LE or copying the files manually. And if there are already folder missing when you add a mod, I dont know .

But if so i would just manually insert them

Subject: Re: RenegadeTools2
Posted by [ghost](#) on Sat, 26 Aug 2006 01:07:03 GMT
[View Forum Message](#) <> [Reply to Message](#)

Sorry for the double post but my edit button does show up (javascript error).

Anyways im missing the "presets" folder. When I had a freind email me the files/folders I need and put it in. It all worked. only i receive that bloody error message and it closes.

This is after i plug in all the missing things. Notice how i now have the [+] and all is in place. Only i get this error.

This is from my editorslog.

```
Quote:Targa: Failed to open file "SunHalo.tga"
Targa: Failed to open file "Sun.tga"
Resetting device.
Device reset completed
Targa: Failed to open file "SunHalo.tga"
Targa: Failed to open file "Sun.tga"
Resetting device.
Device reset completed
Targa: Failed to open file "SunHalo.tga"
Targa: Failed to open file "Sun.tga"
Resetting device.
Device reset completed
Targa: Failed to open file "SunHalo.tga"
Targa: Failed to open file "Sun.tga"
Render Object Name Collision: AABOX.BOX
Render Object Name Collision: OBBOX.BOX
Render Object Name Collision: VECTOR.VECTOR
Render Object Name Collision: VECTOR
Render Object Name Collision: AXES
Render Object Name Collision: POINT
Attempting to load: C:\Documents and
Settings\ToNy\Desktop\RenegadePublicTools\LevelEdit\Evolution
```

AOW\always\characters\f_hm_havoc.W3D
Attempting to load: C:\Documents and
Settings\ToNy\Desktop\RenegadePublicTools\LevelEdit\Evolution
AOW\always\f_hm_havoc.W3D
Attempting to load: C:\Documents and
Settings\ToNy\Desktop\RenegadePublicTools\LevelEdit\Evolution
AOW\characters\havoc\c_ag_havoc.W3D
Attempting to load: C:\Documents and
Settings\ToNy\Desktop\RenegadePublicTools\LevelEdit\Evolution
AOW\characters\c_ag_havoc.W3D
Attempting to load: C:\Documents and
Settings\ToNy\Desktop\RenegadePublicTools\LevelEdit\Evolution
AOW\characters\havoc\c_ag_havoc.W3D
Attempting to load: C:\Documents and
Settings\ToNy\Desktop\RenegadePublicTools\LevelEdit\Evolution
AOW\characters\c_ag_havoc.W3D
Failed to create c_ag_havoc from characters\havoc\c_ag_havoc.w3d
*** FATAL ERROR : Failed to create model characters\havoc\c_ag_havoc.w3d
F:\Projects\Renegade\Code\wwphys\pscene.cpp (413) Assert: newobj->Peek_Model() != NULL

I believe the problem is a .w3d missing.

File Attachments

1) [untitled.JPG](#), downloaded 346 times



Subject: Re: RenegadeTools2
Posted by [Oblivion165](#) on Sat, 26 Aug 2006 01:55:52 GMT
[View Forum Message](#) <> [Reply to Message](#)

Most likely its the first decade bug. Go into your registry and change the keys under:

HKEY_LOCAL_MACHINE\SOFTWARE\Westwood
HKEY_LOCAL_MACHINE\SOFTWARE\Westwood Studios

To fit your current installation path.

Subject: Re: RenegadeTools2
Posted by [ghost](#) on Sat, 26 Aug 2006 02:58:49 GMT
[View Forum Message](#) <> [Reply to Message](#)

I dont have C&C First Decade installed anymore. Infact I have no renegade installed. This is the problem
How could i have forgotten that...

Subject: Re: RenegadeTools2
Posted by [Oblivion165](#) on Sat, 26 Aug 2006 14:28:27 GMT
[View Forum Message](#) <> [Reply to Message](#)

Ah, well there you go, hehe.

Subject: Re: RenegadeTools2
Posted by [ghost](#) on Sat, 26 Aug 2006 18:15:56 GMT
[View Forum Message](#) <> [Reply to Message](#)

Bit weird. I installed my First decade and it didnt work. I will see if it works with the original Renegade.

Subject: Re: RenegadeTools2
Posted by [icedog90](#) on Sat, 26 Aug 2006 18:48:47 GMT
[View Forum Message](#) <> [Reply to Message](#)

The directory in First Decade is different.

Subject: Re: RenegadeTools2
Posted by [Veyrdite](#) on Sun, 27 Aug 2006 00:12:11 GMT

[View Forum Message](#) <> [Reply to Message](#)

the havoc file is simply the navigation file used in leveledit when in walking mode, it should be in your r mod directory under characters.

it could also be a faulty building controller, thus download the program from another directory

Subject: Re: RenegadeTools2

Posted by [Chronojam](#) on Sun, 27 Aug 2006 00:47:03 GMT

[View Forum Message](#) <> [Reply to Message](#)

Let's hope Renegade Tools 3 doesn't flip out if you have normal ren versus tfd

Subject: Re: RenegadeTools2

Posted by [LR01](#) on Sun, 27 Aug 2006 09:10:21 GMT

[View Forum Message](#) <> [Reply to Message](#)

doesn't the public tools look where you installed Renegade?

Subject: Re: RenegadeTools2

Posted by [nopol10](#) on Sun, 27 Aug 2006 11:38:39 GMT

[View Forum Message](#) <> [Reply to Message](#)

Erm... Renegade Tools 3?

I thought they stopped making it already.

Subject: Re: RenegadeTools2

Posted by [LR01](#) on Sun, 27 Aug 2006 12:20:12 GMT

[View Forum Message](#) <> [Reply to Message](#)

who?

Subject: Re: RenegadeTools2

Posted by [ghost](#) on Sun, 27 Aug 2006 18:09:23 GMT

[View Forum Message](#) <> [Reply to Message](#)

Could this do with the reason that I deleted LevelEdit without uninstalling it? I've searched my whole PC for anything that involved LevelEdit. Then I downloaded it from westwood FTP and many other sites. Then I installed it. Got nearly the same problem. And no I have no skins in that folder. Perhaps someone can send me a premade mod folder?

When i was adding/removing files i noticed that the objects.ddb was the reason it would crash. I would add it and EVERYTHING would work. Only 5 seconds into to full load it would crash. Without it nothing loads

After "adding" the files that the report shows i get this.

Quote:Targa: Failed to open file "SunHalo.tga"

Targa: Failed to open file "Sun.tga"

Resetting device.

Device reset completed

Targa: Failed to open file "SunHalo.tga"

Targa: Failed to open file "Sun.tga"

Resetting device.

Device reset completed

Targa: Failed to open file "SunHalo.tga"

Targa: Failed to open file "Sun.tga"

Resetting device.

Device reset completed

Targa: Failed to open file "SunHalo.tga"

Targa: Failed to open file "Sun.tga"

Render Object Name Collision: AABOX.BOX

Render Object Name Collision: OBBOX.BOX

Render Object Name Collision: VECTOR.VECTOR

Render Object Name Collision: VECTOR

Render Object Name Collision: AXES

Render Object Name Collision: POINT

DefinitionMgrClass::Find_Typed_Definition () failed due to a NULL DefinitionHash. Commando

Attempting to load: C:\Documents and

Settings\ToNy\Desktop\David\TOOLS\LevelEdit\batman\EditorCac he\METER.TGA

Attempting to load: C:\Documents and

Settings\ToNy\Desktop\David\TOOLS\LevelEdit\batman\EditorCac he\TA_CEMENT.TGA

Attempting to load: C:\Documents and

Settings\ToNy\Desktop\David\TOOLS\LevelEdit\batman\EditorCac he\TA_FRONT.TGA

Attempting to load: C:\Documents and

Settings\ToNy\Desktop\David\TOOLS\LevelEdit\batman\EditorCac he\TA_DUMMY.TGA

WARNING: Unable to fog shader in POINTLIGHT with given blending mode.

Render Object Name Collision: POINTLIGHT

Obsolete deform chunk encountered in mesh: .BODYBOX

Obsolete deform chunk encountered in mesh: .CAMERA

Obsolete deform chunk encountered in mesh: .GRID

Obsolete deform chunk encountered in mesh: TRANSBOX.FRONT FACE01

Obsolete deform chunk encountered in mesh: TRANSBOX.BOX01

Obsolete deform chunk encountered in mesh: .DUMMY

Attempting to load: C:\Documents and

Settings\ToNy\Desktop\David\TOOLS\LevelEdit\batman\FullMoon. tga

Attempting to load: C:\Documents and

Settings\ToNy\Desktop\David\TOOLS\LevelEdit\FullMoon.tga

All i need is these images. But dont know where to get them.

Subject: Re: RenegadeTools2

Posted by [PaRaDoX](#) on Mon, 28 Aug 2006 10:45:07 GMT

[View Forum Message](#) <> [Reply to Message](#)

make sure your registry is pointint to your renegade folder. LE will read the textures from renegade but it has to be set right

Subject: Re: RenegadeTools2

Posted by [ghost](#) on Mon, 28 Aug 2006 19:51:37 GMT

[View Forum Message](#) <> [Reply to Message](#)

PaRaDoX wrote on Mon, 28 August 2006 03:45make sure your registry is pointint to your renegade folder. LE will read the textures from renegade but it has to be set right

Ive been told this by a few people only I dont know how. I installed C&C First Decade. Maybe this is a reason? I remember doing a search looking for anything that was involved with LE, Then deleting it.

Subject: Re: RenegadeTools2

Posted by [ghost](#) on Wed, 30 Aug 2006 17:31:08 GMT

[View Forum Message](#) <> [Reply to Message](#)

Bump

Bit of a update, Its all fixed...

I have no clue what I did (If anything was done). I just opened it one last time to check and it worked

Back to modding that bloody project

Resetting device.

Device reset completed

Resetting device.

Device reset completed

Resetting device.

Device reset completed

Render Object Name Collision: AABOX.BOX

Render Object Name Collision: OBBOX.BOX
Render Object Name Collision: VECTOR.VECTOR
Render Object Name Collision: VECTOR
Render Object Name Collision: AXES
Render Object Name Collision: POINT
Attempting to load: C:\Program Files\RenegadePublicTools\LevelEdit\Evolution
AOW\always\characters\f_hm_havoc_wrist.tga
Attempting to load: C:\Program Files\RenegadePublicTools\LevelEdit\Evolution
AOW\always\f_hm_havoc_wrist.tga
Attempting to load: C:\Program Files\RenegadePublicTools\LevelEdit\Evolution
AOW\always\characters\f_hm_havoc_hands.tga
Attempting to load: C:\Program Files\RenegadePublicTools\LevelEdit\Evolution
AOW\always\f_hm_havoc_hands.tga
Attempting to load: C:\Program Files\RenegadePublicTools\LevelEdit\Evolution
AOW\always\characters\F_SKELETON.W3D
Attempting to load: C:\Program Files\RenegadePublicTools\LevelEdit\Evolution
AOW\always\F_SKELETON.W3D
Attempting to load: C:\Program Files\RenegadePublicTools\LevelEdit\Evolution
AOW\characters\havoc\C_HAVOC_.W3D
Attempting to load: C:\Program Files\RenegadePublicTools\LevelEdit\Evolution
AOW\characters\C_HAVOC_.W3D
Attempting to load: C:\Program Files\RenegadePublicTools\LevelEdit\Evolution
AOW\characters\havoc\C_HAVOC_L3.W3D
Attempting to load: C:\Program Files\RenegadePublicTools\LevelEdit\Evolution
AOW\characters\C_HAVOC_L3.W3D
Attempting to load: C:\Program Files\RenegadePublicTools\LevelEdit\Evolution
AOW\characters\havoc\c_havoc.tga
Attempting to load: C:\Program Files\RenegadePublicTools\LevelEdit\Evolution
AOW\characters\c_havoc.tga
Attempting to load: C:\Program Files\RenegadePublicTools\LevelEdit\Evolution
AOW\characters\havoc\C_HAVOC_L2.W3D
Attempting to load: C:\Program Files\RenegadePublicTools\LevelEdit\Evolution
AOW\characters\C_HAVOC_L2.W3D
Attempting to load: C:\Program Files\RenegadePublicTools\LevelEdit\Evolution
AOW\characters\havoc\C_HAVOC_L1.W3D
Attempting to load: C:\Program Files\RenegadePublicTools\LevelEdit\Evolution
AOW\characters\C_HAVOC_L1.W3D
Attempting to load: C:\Program Files\RenegadePublicTools\LevelEdit\Evolution
AOW\characters\havoc\C_HAVOC_L0.W3D
Attempting to load: C:\Program Files\RenegadePublicTools\LevelEdit\Evolution
AOW\characters\C_HAVOC_L0.W3D
Attempting to load: C:\Program Files\RenegadePublicTools\LevelEdit\Evolution
AOW\characters\havoc\C_HAVOC_HEAD.W3D
Attempting to load: C:\Program Files\RenegadePublicTools\LevelEdit\Evolution
AOW\characters\C_HAVOC_HEAD.W3D
Attempting to load: C:\Program Files\RenegadePublicTools\LevelEdit\Evolution
AOW\characters\havoc\S_A_HEAD.W3D
Attempting to load: C:\Program Files\RenegadePublicTools\LevelEdit\Evolution

AOW\characters\S_A_HEAD.W3D
Attempting to load: C:\Program Files\RenegadePublicTools\LevelEdit\Evolution
AOW\characters\havoc\s_a_tall.W3D
Attempting to load: C:\Program Files\RenegadePublicTools\LevelEdit\Evolution
AOW\characters\s_a_tall.W3D
Attempting to load: C:\Program Files\RenegadePublicTools\LevelEdit\Evolution
AOW\characters\havoc\s_a_wide.W3D
Attempting to load: C:\Program Files\RenegadePublicTools\LevelEdit\Evolution
AOW\characters\s_a_wide.W3D
Attempting to load: C:\Program Files\RenegadePublicTools\LevelEdit\Evolution
AOW\characters\havoc\S_A_MOUTH.W3D
Attempting to load: C:\Program Files\RenegadePublicTools\LevelEdit\Evolution
AOW\characters\S_A_MOUTH.W3D
Attempting to load: C:\Program Files\RenegadePublicTools\LevelEdit\Evolution
AOW\characters\havoc\S_A_EXPRESSION.W3D
Attempting to load: C:\Program Files\RenegadePublicTools\LevelEdit\Evolution
AOW\characters\S_A_EXPRESSION.W3D
Attempting to load: C:\Program Files\RenegadePublicTools\LevelEdit\Evolution
AOW\EditorCache\METER.TGA
Attempting to load: C:\Program Files\RenegadePublicTools\LevelEdit\Evolution
AOW\EditorCache\TA_CEMENT.TGA
Attempting to load: C:\Program Files\RenegadePublicTools\LevelEdit\Evolution
AOW\EditorCache\TA_FRONT.TGA
Attempting to load: C:\Program Files\RenegadePublicTools\LevelEdit\Evolution
AOW\EditorCache\TA_DUMMY.TGA
WARNING: Unable to fog shader in POINTLIGHT with given blending mode.
Render Object Name Collision: POINTLIGHT
Obsolete deform chunk encountered in mesh: .BODYBOX
Obsolete deform chunk encountered in mesh: .CAMERA
Obsolete deform chunk encountered in mesh: .GRID
Obsolete deform chunk encountered in mesh: TRANSBOX.FRONT FACE01
Obsolete deform chunk encountered in mesh: TRANSBOX.BOX01
Obsolete deform chunk encountered in mesh: .DUMMY
Attempting to load: C:\Program Files\RenegadePublicTools\LevelEdit\Evolution
AOW\characters\havoc\FullMoon.tga
Attempting to load: C:\Program Files\RenegadePublicTools\LevelEdit\Evolution
AOW\characters\FullMoon.tga
TimeManager::Update: warning, frame 22 was slow (69325 ms)
CombatManager::Unload_Level
DialogMgrClass: Flushing dialogs
DialogMgrClass: Flush complete

Subject: Re: RenegadeTools2
Posted by [LR01](#) on Thu, 31 Aug 2006 14:52:45 GMT
[View Forum Message](#) <> [Reply to Message](#)

Now you can smile again, can you?

(I had somthing liks this to, first it didn't work, then (with the same settings) it did worked!?)
