
Subject: Please Help!!!!

Posted by [starjeff](#) on Fri, 26 Aug 2005 11:17:23 GMT

[View Forum Message](#) <> [Reply to Message](#)

I have try to download the RenGuard 1.03.When I want to install it ,that have a message is " you can not modify this installation...Please help me to solve that ...Thanks~~

File Attachments

1) , downloaded 638 times

Smiley Shortcuts:
[list all smilies]



Formatting Tools:




Body:

I have try to download the RenGuard 1.03.When I want to install

Forum Options
HTML code is OFF
FUDcode is ON
Images are ON
Smilies are ON
Editing Time Limit: Unlimited

RenGuard - InstallShield Wizard

Welcome
Modify, repair, or remove the program



Welcome to the RenGuard Setup Maintenance program. This program lets you modify your installation. Click one of the options below.

- Modify**
Select new program features to add or select currently installed features.
- Repair**
Repair the previous setup.
- Remove**
Remove all installed features.

RenGuard - InstallShield Wizard
You can not modify this installation.
[确定]

InstallShield

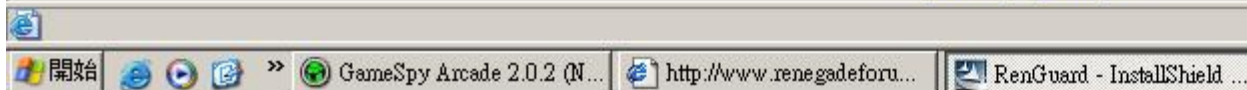
< Back Next >

File Attachments:

Options:

Current Time: Fri Aug 26 06:13:19 CDT 2005

:: Contact :: Home ::



Subject: Re: Please Help!!!!
Posted by [mac](#) on Fri, 26 Aug 2005 11:19:35 GMT
[View Forum Message](#) <> [Reply to Message](#)

Remove your old installation of renguard first, and then reinstall.

You had it installed before and the installer recognizes that.

Subject: Re: Please Help!!!!

Posted by [starjeff](#) on Fri, 26 Aug 2005 18:14:26 GMT

[View Forum Message](#) <> [Reply to Message](#)

Thanks For your reply^_^,when I remove and reinstall it, it have a problem, I want to ask that how to slove that, Thanks again first!

File Attachments

1) , downloaded 652 times

Renegade Public Forums - Microsoft Internet Explorer

檔案(F) 編輯(E) 檢視(V) 我的最愛(A) 工具(T) 說明(H)

← 上一頁 → 搜尋 ☆ 我的最愛

網址(D) http://www.renegadeforums.com/index.php/r/reply_to/167787/rid=19991 移至 連結 Search

Formatting Tools: **B** *I* U [List Icons] Size Color Font

Body:

Forum Options
HTML code is OFF
FUDcode is ON
Images are ON
Smilies are ON
Editing Time Limit: Unlimited

File Attachments:

Options:

RenGuard - InstallShield Wizard
Choose Destination Location
Select folder where setup will install files.

Install RenGuard to:
C:\Westwood\Renegade\

RenGuard - InstallShield Wizard
! C:\Westwood\Renegade\ . RenGuard must be installed into your Renegade directory!
確定

RENGUARD

InstallShield < Back Next >

Preview Message Sp

完成

開始 1. 薛凱琪 - 你在那裡? [...]

Renegade Public Forums - ... RenGuard - InstallShield ...

Subject: Re: Please Help!!!!
Posted by [dead6re](#) on Sat, 27 Aug 2005 15:09:13 GMT
[View Forum Message](#) <> [Reply to Message](#)

Check C:\Westwood\Renegade and see if it contains any files and check for a file called game.exe

If you are unsure post a screenshot of the directory and we can have a look.

Subject: Re: Please Help!!!!

Posted by [starjeff](#) on Sat, 27 Aug 2005 15:37:08 GMT

[View Forum Message](#) <> [Reply to Message](#)

Thanks For Help, now I can install that ...but I get another problem that in the photo, how can I solve it.....Thanks again.

File Attachments

1) , downloaded 583 times

RenGuard 1.03

```
[23:32] Secure link established.  
[23:32] Welcome to RenGuard , marco12345!  
[23:32] To launch Renegade, please click 'Renegade'.  
[23:32] Starting Core Patch Pre-Install Check..  
[23:32] Bad/Corrupted file data\w_ionb_open.W3D has been found in your renegade directory  
[23:32] Disconnected from RenGuard network
```

Renegade

Options

RenGuard 1.03 - 583 user(s) on 89 server(s).



GameSpy Arcade 2.0.2 (N...

RenGuard 1.03

Subject: Re: Please Help!!!!

Posted by [Nightma12](#) on Sat, 27 Aug 2005 15:59:56 GMT

[View Forum Message](#) <> [Reply to Message](#)

delete C:\Westwood\Renegade\data\w_ionb_open.W3D

Subject: Re: Please Help!!!!

Posted by [Kanezor](#) on Sat, 27 Aug 2005 16:32:32 GMT

[View Forum Message](#) <> [Reply to Message](#)

You should also delete any *other* big beacons, big c4, big heads, and anything else big which you might have...

Subject: Re: Please Help!!!!

Posted by [dead6re](#) on Sat, 27 Aug 2005 16:44:43 GMT

[View Forum Message](#) <> [Reply to Message](#)

Nightma12 wrote on Sat, 27 August 2005 11:59delete
C:\Westwood\Renegade\data\w_ionb_open.W3D

Go to C:\Westwood\Renegade\data\ and find the file named w_ionb_open.W3D and press the delete key. Accept to the confrimation

Subject: Re: Please Help!!!!

Posted by [starjeff](#) on Sat, 27 Aug 2005 17:11:40 GMT

[View Forum Message](#) <> [Reply to Message](#)

When I finish install it and update core patch 1, then I try to play that in Renegade Community Server#1, When I Press Renegade try to go in the game , the server send a message that i need to install RenGuard. But I have install it, isn't? Why the server kick me? Please help me to slove the problem , i want to play in that server, Thanks~

File Attachments

1) , downloaded 569 times


Renegade Public Forums - Microsoft Internet Explorer

檔案(F) 編輯(E) 檢視(V) 我的最愛(A) 工具(T) 說明(H)

← 上一頁

網址(D)

RenGuard 1.03



Experience C&C from a whole new perspective.

- Community MOTD
- Server List
- Beginner's Guide
- Help
- About RenGuard
- RenGuard.com
- Support Chat

Top 5 Servers for GameSpy and Westwood Online

GSA		WOL	
Renegade Community Server #1	21/24	XpHaZe Marathon	24/26
DSC Clan Server	2/20	www.Jelly-Server.com	23/46
PopoClub [AOW]	2/18	-=JMP-SERVERS.NET [UltraAOW]=-	22/50
www.cnc-xp.de Sniper	0/14	UNRULES.COM - New Maps	20/40
-Time-to-Trash- [BR]	0/2	EC-CLAN.COM AOW-UBERSERV	18/32

(Player counts shown are RenGuard-verified players. Actual counts may vary.)

Current News

09 August 2005 ...

```
[01:05] Secure link established.
[01:05] Welcome to RenGuard , marco12345!
[01:05] To launch Renegade, please click 'Renegade'.
[01:05] Unauthorized file game2.exe has been found in your renegade directory
[01:05] Unauthorized file game2.exe has been found in your renegade directory
[01:05] Disconnected from RenGuard network
```

Renegade Options

RenGuard 1.03 - 621 user(s) on 90 server(s).

Preview M

完成

開始

GameSpy Arcade 2.0.2 (N... Renegade Public Forums - ... RenGuard 1.03

Subject: Re: Please Help!!!!

Posted by [Kanezor](#) on Sat, 27 Aug 2005 17:20:45 GMT

[View Forum Message](#) <> [Reply to Message](#)

Can you not read?

You were disconnected from RenGuard (and thus, the server tells you to install RenGuard) for having an illegal "game2.exe". Game2.exe is your C&C Renegade executable. Reinstall C&C Renegade and do NOT install your hacked version of C&C Renegade. If you need a no-CD patch, then be absolutely sure that you use this one!

Subject: Re: Please Help!!!!

Posted by [dead6re](#) on Sat, 27 Aug 2005 18:10:12 GMT

[View Forum Message](#) <> [Reply to Message](#)

Download <http://www.multiplayermaps.net/pafiledb.php?action=download&id=332> and run the file. This will replace the corrupted game2.exe - If you dont have anything else wrong you should be able to play.

Subject: Re: Please Help!!!!

Posted by [=HT=T-Bird](#) on Sun, 28 Aug 2005 02:15:53 GMT

[View Forum Message](#) <> [Reply to Message](#)

While we are on the topic of No-CD patches, could someone tell me if the one from MultiPlayerMaps is the same No-CD as the one that =HT= hosts on their website (www.HazTeam.net)? I use the one from the HT website and it works fine with RG (I have NEVER had RG trouble due to the No-CD patch...)

Subject: Re: Please Help!!!!

Posted by [Kanezor](#) on Sun, 28 Aug 2005 12:42:03 GMT

[View Forum Message](#) <> [Reply to Message](#)

=HT=T-Bird wrote on Sat, 27 August 2005 22:15 could someone tell me if the one from MultiPlayerMaps is the same No-CD as the one that =HT= hosts on their website (www.HazTeam.net)?
They are not.
