
Subject: Re: Can I use scaling in animations?

Posted by [Jerad2142](#) on Mon, 22 Dec 2008 08:05:59 GMT

[View Forum Message](#) <> [Reply to Message](#)

R315r4z0r wrote on Wed, 17 December 2008 15:33I made this animation for a hologram and different segments pop up at different times. I made it in Renx using the scale tool a bunch of different times and it works when I play it back frame by frame.

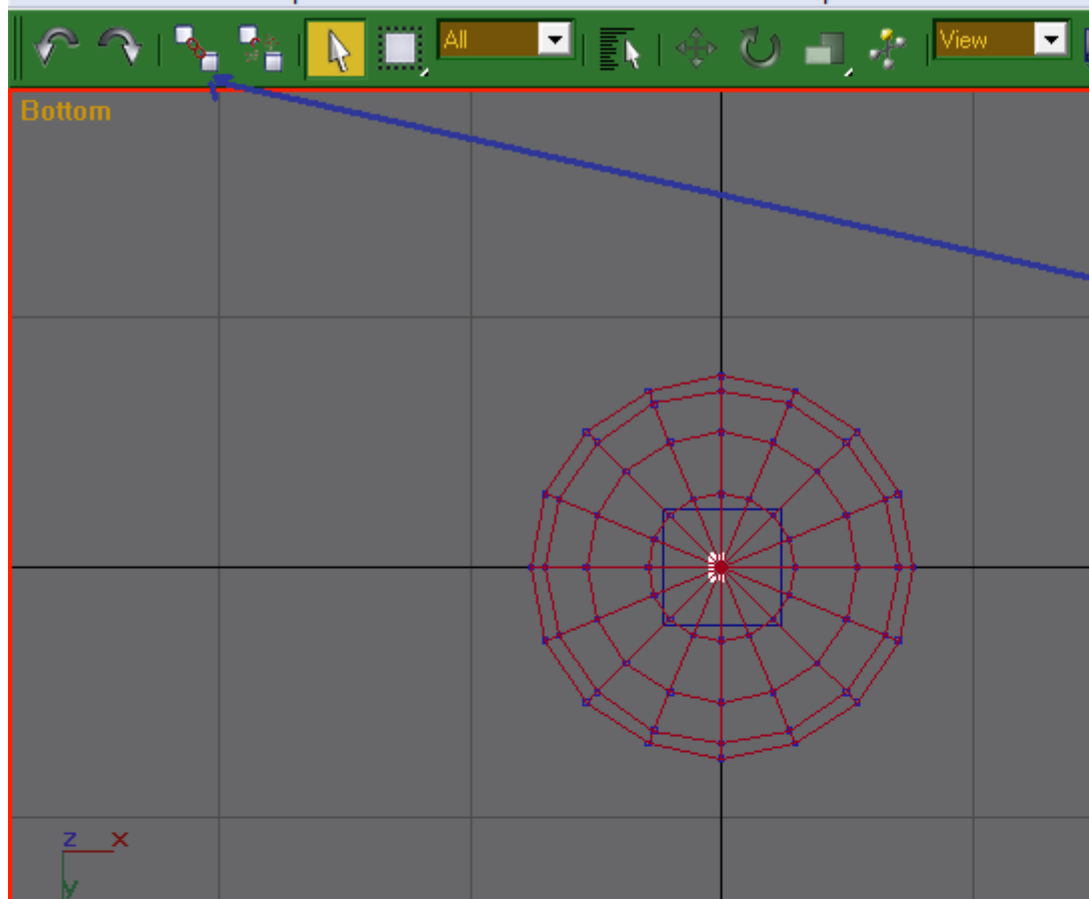
But when I exported it and watched it in the W3D viewer, all of the parts where it was supposed to increase/decrease in size, it didn't.

Does that mean I can't use any scaling in an animation? Or if I can, how can I get it to work? Renegade does not support animations that rescale objects (100%) but with some creativity you can make it support it. Renegade Can scale objects, but it won't change the shape of any object, it will reposition objects that are linked to the object being scaled on the other hand. So if you make a bunch of bones, link those the the object you are rescaling, and then do a mesh bind on the visible object, to the invisible bones then you can rescale the object... let me grab a pic.

Hope that helps, if not I'll try explaining it tomorrow when I'm not so tired.

File Attachments

1) [Animated Rescales.png](#), downloaded 235 times



Select Objects

Center

Box01
Box02
Box03
Box04
Box05
Box06
Box07
Box08
Box09
Box10
Box11
Box12
Box13
Box14
Box15
Box16
Box17

Object B...

Bones link...

All

None

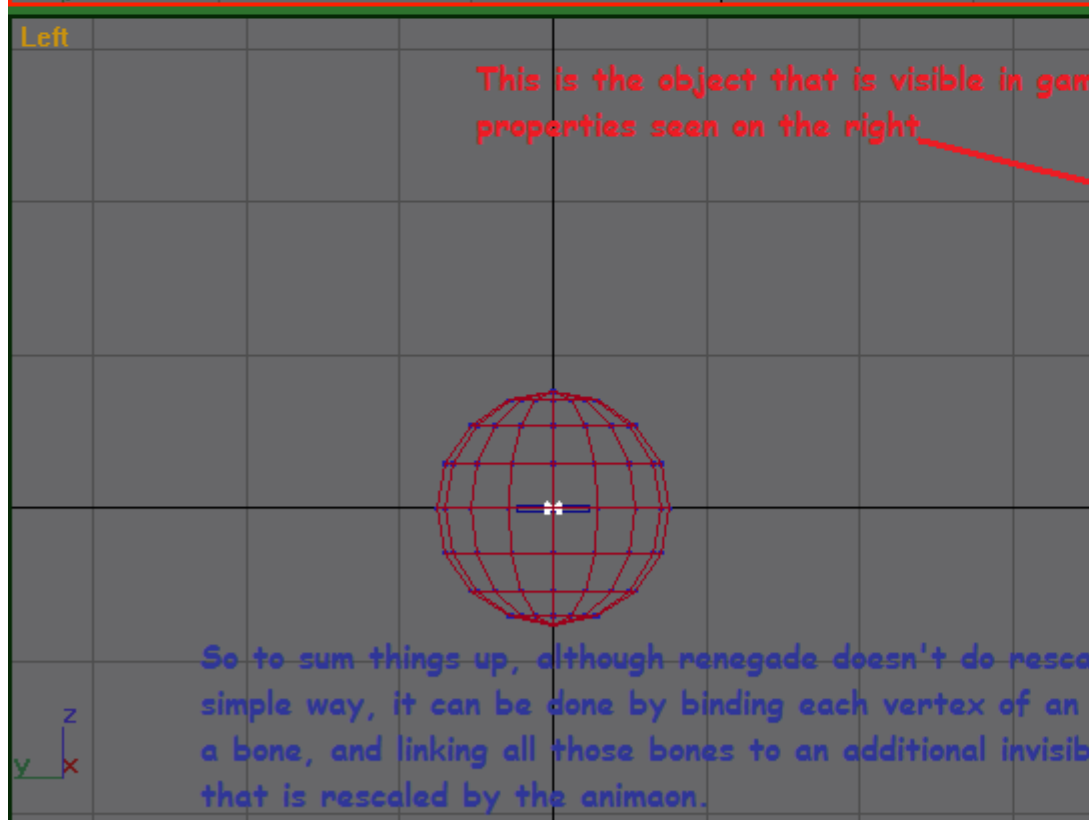
In

☒ Display Subtree

☐ Case S...

☐ Select Subtree


☐ Select



This is the object that is visible in game and has the properties seen on the right

So to sum things up, although renegade doesn't do rescaling the simple way, it can be done by binding each vertex of an object to a bone, and linking all those bones to an additional invisible bone that is rescaled by the animaon.

Perspective



19 / 100



1 Object Selected

Click or click-and-drag to select objects



7.239



Add Tim...